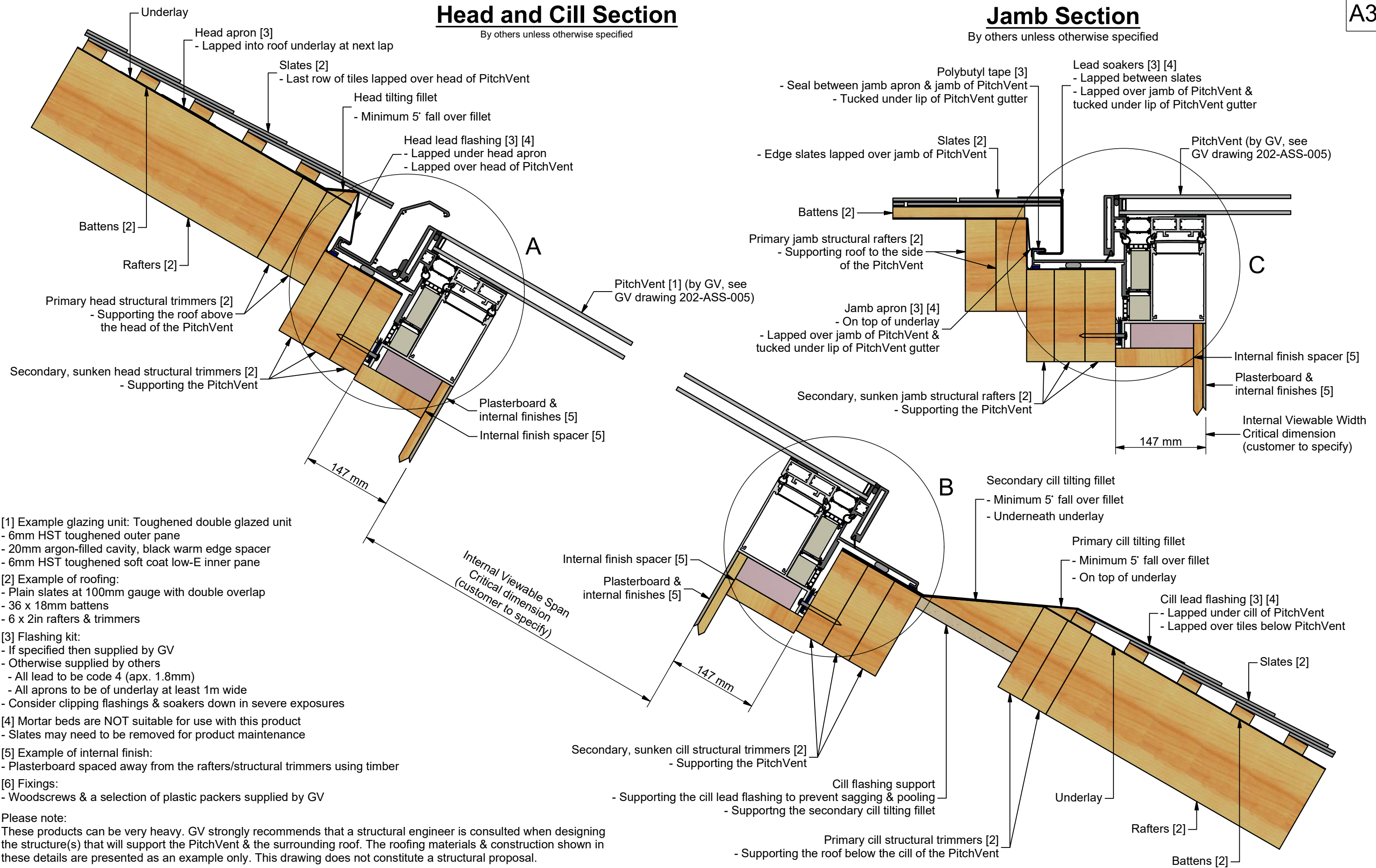


Head and Cill Section

By others unless otherwise specified

Jamb Section

By others unless otherwise specified



[1] Example glazing unit: Toughened double glazed unit
 - 6mm HST toughened outer pane
 - 20mm argon-filled cavity, black warm edge spacer
 - 6mm HST toughened soft coat low-E inner pane

[2] Example of roofing:
 - Plain slates at 100mm gauge with double overlap
 - 36 x 18mm battens
 - 6 x 2in rafters & trimmers

[3] Flashing kit:
 - If specified then supplied by GV
 - Otherwise supplied by others
 - All lead to be code 4 (apx. 1.8mm)
 - All aprons to be of underlay at least 1m wide
 - Consider clipping flashings & soakers down in severe exposures

[4] Mortar beds are NOT suitable for use with this product
 - Slates may need to be removed for product maintenance

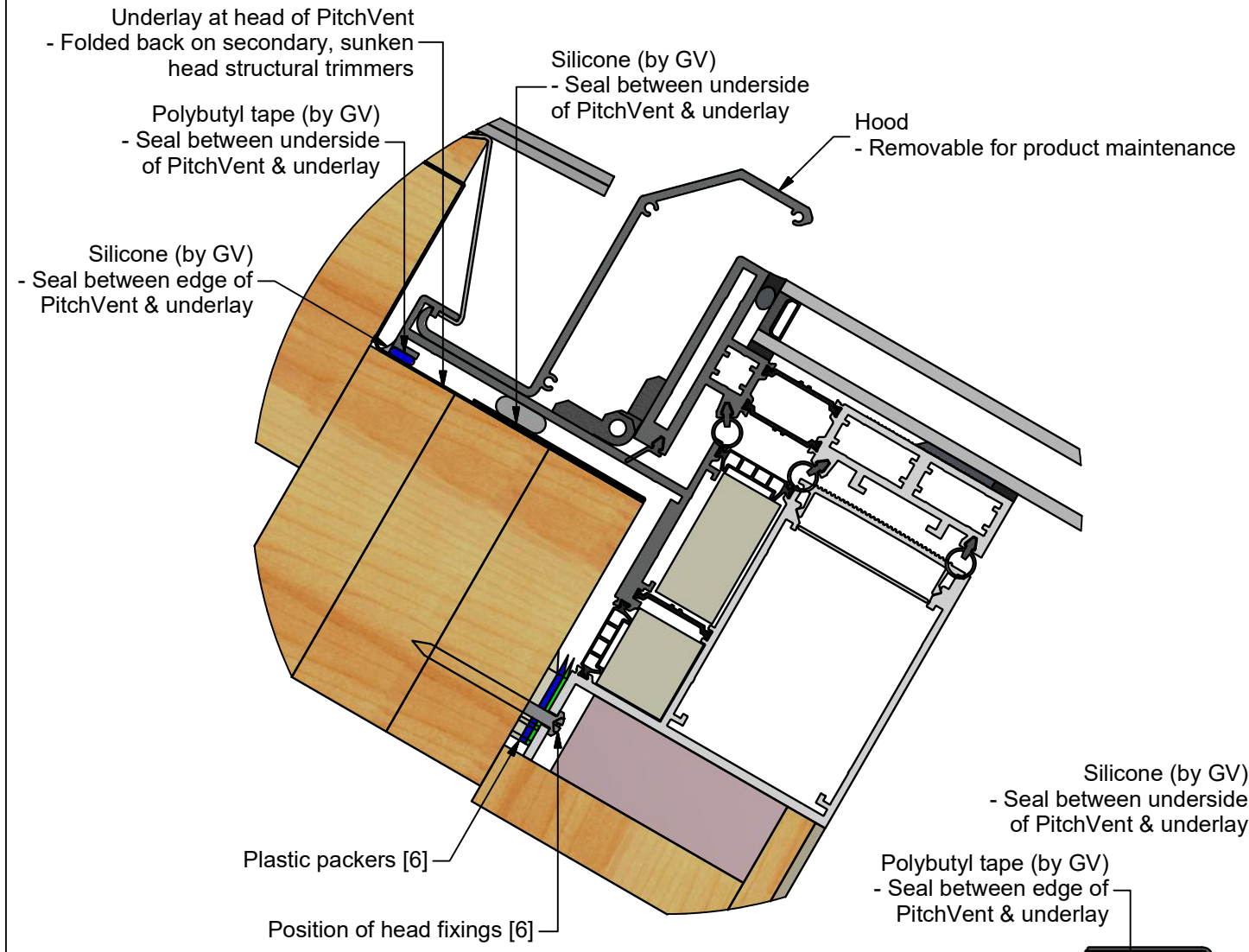
[5] Example of internal finish:
 - Plasterboard spaced away from the rafters/structural trimmers using timber

[6] Fixings:
 - Woodscrews & a selection of plastic packers supplied by GV

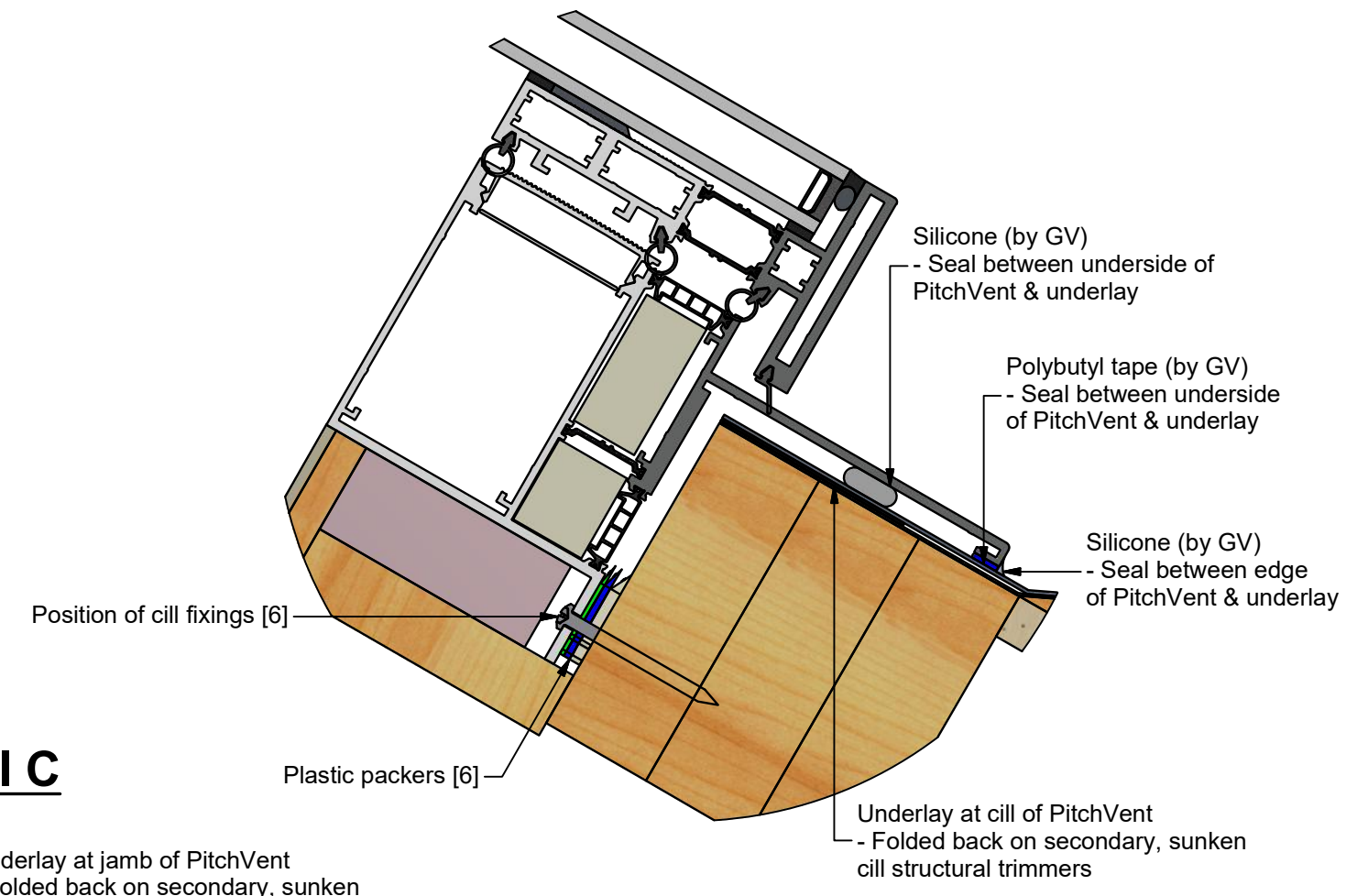
Please note:
 These products can be very heavy. GV strongly recommends that a structural engineer is consulted when designing the structure(s) that will support the PitchVent & the surrounding roof. The roofing materials & construction shown in these details are presented as an example only. This drawing does not constitute a structural proposal.

<p>Saw Mills Road Diss Norfolk IP22 4RG</p> <p>Tel: +44 (0)333 8000 881 Fax: +44 (0)333 8000 882 Email: sales@glazingvision.co.uk Website: www.glazingvision.co.uk</p>	IT IS GLAZING VISION'S POLICY TO CONTINUOUSLY DEVELOP AND IMPROVE OUR PRODUCTS. WE THEREFORE RESERVE THE RIGHT TO MODIFY OR CHANGE THE DETAIL DESIGN AT OUR DISCRETION AND WITHOUT PRIOR NOTICE. THIS DRAWING IS COPYRIGHT AND THE SOLE PROPERTY OF GLAZING VISION LTD. THE DESIGNS/INFORMATION IT CONTAINS ARE PRIVATE AND CONFIDENTIAL. IT MUST NOT BE COPIED, EXHIBITED OR COMMUNICATED TO THIRD PARTIES FOR ANY PURPOSE OTHER THAN THAT FOR WHICH IT WAS ISSUED WITHOUT THE WRITTEN PERMISSION OF GLAZING VISION LTD.		Third angle projection unless otherwise noted. Tolerances: Whole numbers = ±1mm One decimal place = ±0.5mm Two decimal places = ±0.2mm All angles 90±0.5 degrees unless specified IF IN DOUBT - ASK! DO NOT SCALE Supplier to deburr & remove sharp corners	Rev - Initial Release	Revision Description	Drawn/ Date HL 02.02.18	Product: 202 - PitchVent Description: PitchVent Sunken Installation GA	Checked By: JSL
						Materials: As site hardware list	Check Date: 02.02.18	
						Finish: N/A Weight: N/A Quantity: N/A Scale: N/A	Drawn By: HL Drawn Date: 02.02.18	
							Drawing No: 202-ASS-003 (1 of 2)	

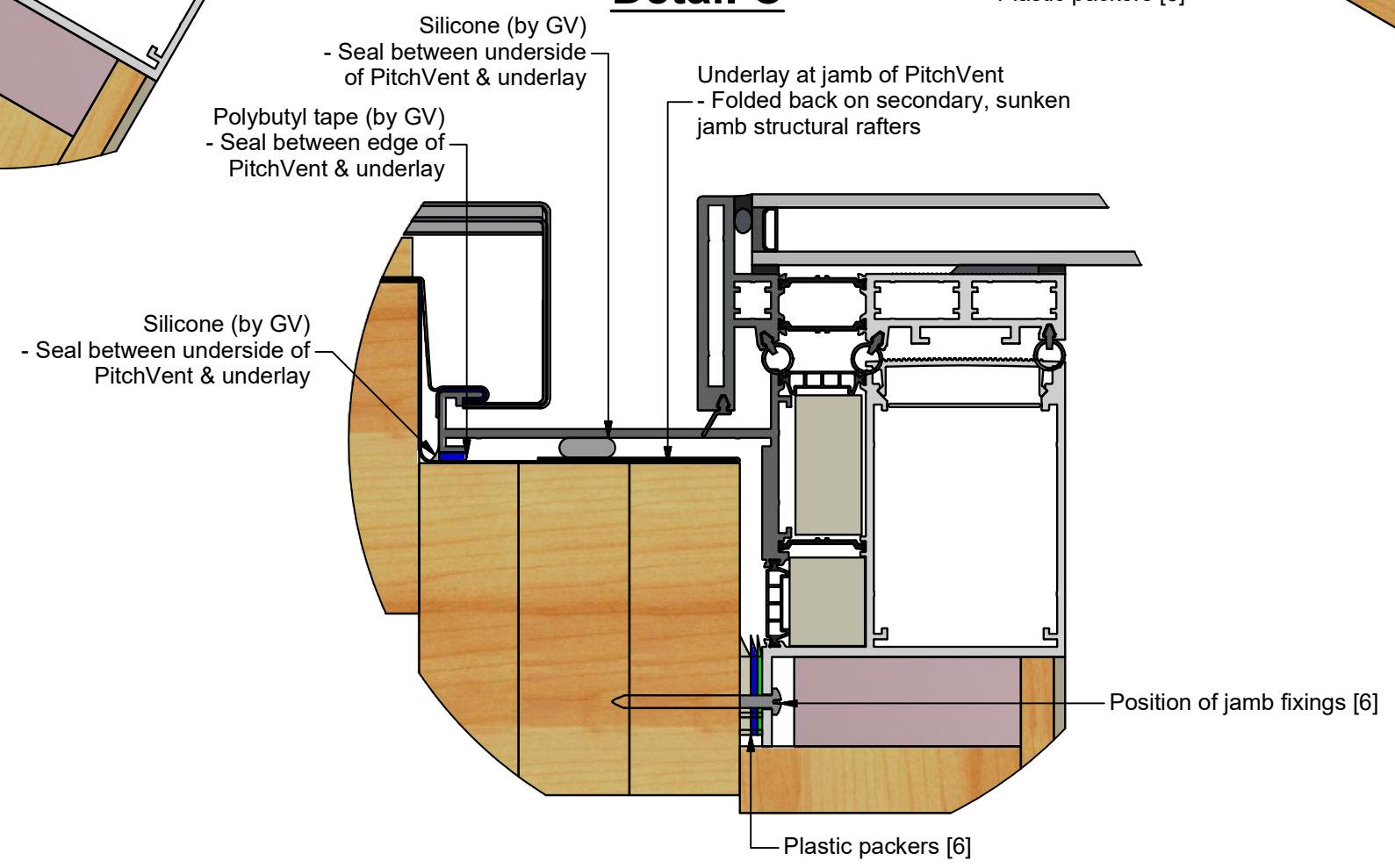
Detail A



Detail B



Detail C



<p>Saw Mills Road Diss Norfolk IP22 4RG</p> <p>Tel: +44 (0)333 8000 881 Fax: +44 (0)333 8000 882 Email: sales@glazingvision.co.uk Website: www.glazingvision.co.uk</p>	<p>IT IS GLAZING VISION'S POLICY TO CONTINUOUSLY DEVELOP AND IMPROVE OUR PRODUCTS. WE THEREFORE RESERVE THE RIGHT TO MODIFY OR CHANGE THE DETAIL DESIGN AT OUR DISCRETION AND WITHOUT PRIOR NOTICE. THIS DRAWING IS COPYRIGHT AND THE SOLE PROPERTY OF GLAZING VISION LTD. THE DESIGNS/INFORMATION IT CONTAINS ARE PRIVATE AND CONFIDENTIAL. IT MUST NOT BE COPIED, EXHIBITED OR COMMUNICATED TO THIRD PARTIES FOR ANY PURPOSE OTHER THAN THAT FOR WHICH IT WAS ISSUED WITHOUT THE WRITTEN PERMISSION OF GLAZING VISION LTD.</p>	<p>Third angle projection unless otherwise noted. Tolerances: Whole numbers = ±1mm One decimal place = ±0.5mm Two decimal places = ±0.2mm All angles 90±0.5 degrees unless specified IF IN DOUBT - ASK! DO NOT SCALE Supplier to deburr & remove sharp corners</p>	<p>Rev</p>	<p>Revision Description</p>	<p>Drawn/ Date</p>	<p>Product: 202 - PitchVent Description: PitchVent Sunken Installation GA</p>	<p>Checked By: JSL</p>
			<p>-</p>	<p>Initial Release</p>	<p>HL 02.02.18</p>	<p>Materials: As site hardware list</p>	<p>Check Date: 02.02.18</p>
						<p>Finish: N/A Weight: N/A Quantity: N/A Scale: N/A</p>	<p>Drawn By: HL Drawn Date: 02.02.18</p>
						<p>Drawing No: 202-ASS-003 (2 of 2)</p>	